



Registered trademark

## OPERATOR'S MANUAL

# Mobilift M6<sup>®</sup> Beauty

Please read the complete manual carefully  
before using your equipment

© LPG Systems 2024. LPG, Endermolift™ and Mobilift M6<sup>®</sup> are registered trademarks of LPG<sup>®</sup>.  
Reproduction, even in part, is strictly prohibited.

GU 1303-EN\_ind B2  
Edition dated 01/24



Congratulations on the purchase of your Mobilift M6 *Beauty*. This model represents the fruits of numerous years of experience in the design and production of cutaneous tissue care systems. You will fully experience the technical perfection and reliability of LPG Systems, which is the leader in this sector.

This operator's manual contains the operating description, basic maintenance instructions to be performed periodically and the safety instructions.

Your device is intended for use in the care of connective tissue. It should be used only by a professional who has attended the manufacturer's training provided by LPG Systems or an approved provider, if you live outside France.

If you have any doubts whatsoever concerning the operation or maintenance of your equipment, please do not hesitate to contact LPG via the Customer Service Department of your distributor.

### ⚠ ATTENTION

In order to respond better to customer requirements and expectations, LPG Systems is continuously researching ways of improving the design and quality of its products. This will explain the few minor differences between your equipment and the item described in this guide.

## → PACKAGE CONTENTS

→ One Mobilift M6 Beauty unit

→ One main Ergolift head

→ Two Ergolift chambers (Lift 20 and Lift10)

→ One electrical power cord

→ One operator's manual

→ One POS marketing set

## → TABLE OF CONTENTS

1. DESCRIPTION OF THE UNIT . . . . .	4
2. DESCRIPTION OF THE CONTROLS . . . . .	6
3. PRECAUTIONS OF USE . . . . .	7
4. MAINTENANCE . . . . .	11
5. ERGOLIFT HEAD . . . . .	16
6. TROUBLESHOOTING . . . . .	20
7. TECHNICAL SPECIFICATIONS . . . . .	21
8. WARRANTY . . . . .	22
GENERAL WARRANTY CONDITIONS . . . . .	22
WARRANTY ACTIVATION . . . . .	25


### ATTENTION

Unpacking instructions to be retained.  
The manufacturer reserves the right to amend the product technical specifications without prior notice. Any reproduction – even in part – is prohibited. All the illustrations in this operator's manual are non-binding.

## → MOBILIFT M6® BEAUTY



## → MOBILIFT M6® BEAUTY (CONT'D)



### ⚠ ATTENTION

The unit can only operate if it is connected to the mains by its power cord and provided the ON switch has been activated and the green voltage light is on.  
After switching on the unit, please wait a few seconds for the screen to display information.

## → CONTROL SCREEN



INFORMATION  
ABOUT THE TREATMENT

TOUCH SCREEN

TREATMENT  
CONTROL SETTINGS

## → ERGOLIFT HEAD

ERGOLIFT HEAD

TREATMENT CHAMBER

FLAPS



## → IMPORTANT SAFETY INFORMATION

All safety precautions must be observed whilst using electrical equipment. Please read all safety notices and precautions prior to use of the equipment.

**DANGER - TO MINIMIZE THE RISK OF ELECTRICAL SHOCK:**

- Always disconnect the equipment from the electrical supply outlet after use and before cleaning and maintenance.
- Check that the supply voltage of the unit indicated on the data plate complies with the mains voltage.
- The unit must be connected by the power cord<sup>1</sup> supplied to a grounded outlet in accordance with current electrical standards. Electrical adapters must not be used with this equipment.

## → WARNING

**- TO MINIMIZE THE RISK OF BURNS, FIRE, ELECTRICAL SHOCK OR INJURY**

- The equipment must not be left unattended whilst connected to the electrical supply.
- Disconnect the unit from the electrical supply if it is not going to be used for a long period.
- Special attention is required whilst using the equipment with, or in the proximity of children or disabled persons.
- Never use the unit for purposes other than those recommended by LPG Systems. Only use the treatment heads supplied with your unit or those recommended by LPG.
- Never use the equipment if:
  - the electrical supply cable or outlet is damaged.
  - the equipment does not function correctly.
  - the equipment is damaged or has fallen or been dropped.
  - the equipment has been exposed to excessive humidity.
 In such cases, return the equipment to an approved LPG service centre.
- Do not move the unit by pulling on the electrical supply cable.
- Fully unwind the electrical power cord and keep it away from warm surfaces.
- Never use the equipment if the ventilation ports are obstructed. Ensure that the ventilation ports are kept clear of dust or other contaminants.
- Do not allow solid debris, liquid or other foreign bodies to fall or be sucked into the unit, as these could cause damage.
- Never use the equipment on a dusty, uneven floor, or in a moist atmosphere.
- Never use the equipment in the presence of aerosols or oxygen.
- Before disconnecting the unit from the electrical supply, set all controls to the 'off' position and unplug the unit.
- It is prohibited to modify this equipment without prior authorisation from the manufacturer.
- This device is a stationary device and shall not be moved when in use.

## ⚠ ATTENTION

<sup>1</sup>Europe VIIG-H05VVF3G0,75-C13; Italy I/3/16-H05VVF3G0,75-C13; Switzerland 12G-H05VVF3G0,75-C13; UK BS13/13-H05VVF3G0,75-C13; Japan 498GJ-VCTF3X1,25-C13; USA, Canada, Mexico N5/15-SJT3X18AWG-C13

## → PRECAUTIONS OF USE

### ATTENTION: KEEP THESE INSTRUCTIONS

Your device should be used on clean, healthy skin. It is important to read and observe the following precautions and contraindications before using your device.

- Never touch the client and the device's unprotected cables or connectors simultaneously.
- Never use the auxiliary adapter as a treatment head or allow it to come into direct contact with the skin.
- Only use treatment heads supplied with your unit or recommended by LPG.
- LPG Systems will not be liable for any inappropriate use of the equipment.
- The operator must be particularly attentive to the sensations felt by the person undergoing treatment.
- The operator must ensure that the parameters (intensity, sequentiality, differential...) are always adapted to the cutaneous tissue being cared.
- Do not use the USB and ethernet connections during treatment.
- Do not operate the unit in unsuitable environmental conditions (see technical specifications).

## → ELECTROMAGNETIC COMPATIBILITY

- The MOBILIFT M6 *Beauty* uses RF energy only for its internal function. Therefore its RF emissions are very low and not likely to cause any interference to nearby electronic equipment.
- The MOBILIFT M6 *Beauty* is suitable for use in all establishments including domestic and those directly connected to the public low-voltage power supply network that supplies buildings used for domestic purposes.
- The MOBILIFT M6 *Beauty* must be used on a wooden, concrete or ceramic flooring. If the floor covering is of synthetic material the relative humidity must be at least 30%.
- The MOBILIFT M6 *Beauty* must be connected to an electrical supply equivalent in quality to typical commercial or hospital supplies.
- If the operator of the MOBILIFT M6 *Beauty* requires continuous function during power supply network failure, it is recommended that an alternative failsafe electrical supply or battery power supply be provided.
- Portable or mobile RF communication devices must not be used in close proximity to the MOBILIFT M6 *Beauty* or its cables.
- Interference may be encountered in proximity to devices marked with the following symbol:



## → CONTRAINDICATIONS

- Do not treat open wounds, the eyes, intra-cavity areas, mucous membranes, the genitals or breasts.
- Do not treat a client with an infectious disease, a growing tumour, a phlebitis, a wound, or an infected area.
- Do not treat a client with skin cancer, a visible tumor, or other cancerous lesions. Consult with a doctor in cases where the client has a case history of tumours or is in remission.
- Do not treat people with circulatory problems without first consulting their doctor.
- Do not treat any swollen or inflamed areas without seeking medical advice and without having had training in specific LPG techniques in this particular area.
- Do not treat client after basic medical care without medical advice and LPG technical training for the affected areas.
- Stop treatment immediately if the client experiences pain and consult a doctor.
- This device should not be used on skin rashes, herpes, inflamed or infected acne, or vitiligo.
- To avoid bruising, exercise caution when determining a client's level of sensitivity and avoid use on clients taking anti-coagulant drugs.
- For a more detailed list of the indications and contra-indications of ENDERMOLOGIE, please refer to the training manuals.
- As this list is not exhaustive, always seek medical advice in the event of doubt.
- Because of the risk of interference, it is important that the professional ensures the client is not equipped with a personal medical device such as a pacemaker. If this is the case, the professional should obtain details about the device in question to ensure that any interference will not affect the correct use of the equipment.

### ⚠ ATTENTION


This unit contains programs to help the operator obtain the best anticipated results for each case undergoing care. Under no circumstances may these programs be construed as a guarantee of successful care, which varies, depending on the morphology, physiology and eating behaviour of each client.

## → IDENTIFICATION RATING PLATE

Your unit is identified by a serial number shown on the rating plate.  
The rating plate also shows the permitted supply voltage for the unit.

If you need to contact LPG Systems because of a technical problem, please indicate the serial number of your MOBILIFT M6 Beauty. This serial number provides information on the year and month of manufacture of your unit.

The letter indicates the year the device was manufactured. Z=2009, A=2010, B=2011, etc. The two digits indicate the production month: 01=January; 02=February; 03=March; etc.



This icon indicates that the unit was sold after August 13, 2006. In conformity with the 2002/96/CE directive, it cannot be thrown away with standard household waste but must be disposed of by means of recycling. When your device reaches the end of its useful life, it must be brought to an appropriate recycling center or returned to your dealer. By doing so, you help the environment by contributing to the conservation of natural resources and the protection of human health.



This icon indicates that some specific warnings or precautions associated with this device are not on the label.



This symbol means always consult the accompanying documents before using your device.



This symbol means store the device somewhere protected from inclement weather.



This symbol indicates temperature limits.



This symbol indicates relative humidity limits.



This symbol means « Danger: High Voltage » (US only)

## → CLEANING THE UNIT

It is recommended that you clean your unit as often as possible, not only for reasons of hygiene and aesthetics but also because cleaning the unit will help keep it in a good working order and extend its useful life.

Using a moist sponge, clean the following sections:

- All the external hoods.
- Hoses.
- The electrical supply cable.

Using a cloth soaked with a small amount of alcohol-free domestic cleaning product, clean the following sections:

- Control screen and control panel.

## ⚠ ATTENTION

Identification rating plates may vary. The approved one is one on your machine.

## ⚠ ATTENTION

Do not use corrosive products such as acetone, trichloroethylene, or rubbing alcohol.

## → REPLACING THE FILTER CARTRIDGE

Your device contains a filter cartridge.  
These components guarantee the efficiency of your unit and prolong its useful life.  
Ensure that they are changed as soon as the command screen displays one of these messages (fig 1-2) :



FIG. 1  
WARNING MESSAGE



FIG. 2  
ICON INDICATING A FILTER  
CHANGE IS REQUIRED (FIG. 2).

Access the 'filter change' menu as follows :  
Select the 'maintenance' menu by pressing the icon indicated (fig. 3).  
Select the 'filter' menu by pressing the icon indicated (fig. 4).  
The 'filter change' screen indicates which filter requires to be changed (fig. 5).




FIG. 3

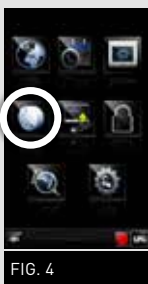


FIG. 4



FIG. 5

## → REPLACING THE FILTER CARTRIDGE (CONT'D)

Replace the filter cartridge with a new one. (fig. 6)  
Once the filter cartridge is replaced, the filter meter should be reset by pressing the icon as indicated : (fig. 7).



FIG. 6



FIG. 7

## → INSTRUCTIONS FOR CONNECTING THE HOSE

- **To connect the hose, proceed as indicated below:**
- Position the locking ring in the locked position (fig. 1).
- Position the end of the hose so that the hose key is lined-up with the key slot of the treatment head connection (fig. 2).
- Push the hose into the treatment head connection until it clicks into place.



FIG. 1 UNLOCKED LOCKED


FIG. 2

## ➤ ATTENTION

Never use your device without a filter.  
Turn the device off before replacing your filter cartridge.

→ INSTRUCTIONS FOR DISCONNECTING THE HOSE


- **To disconnect the hose**, follow the same steps in the reverse order: Unlock by turning the locking ring (fig. 3). Lift the locking ring, then remove the hose gently by pulling on the white ring (fig. 4).




→ TRANSPORTATION/MOVING

When transporting your Mobilift M6 Beauty, you should:

- Remove the accessories holder (fig. 1).
- Carry the device by the handle (fig. 2).



 **ATTENTION**  
Never carry the device by the accessories holder.

→ REPLACING THE POWER CORD

If the power cord of your device is damaged, please contact LPG Systems Customer Service for a replacement.

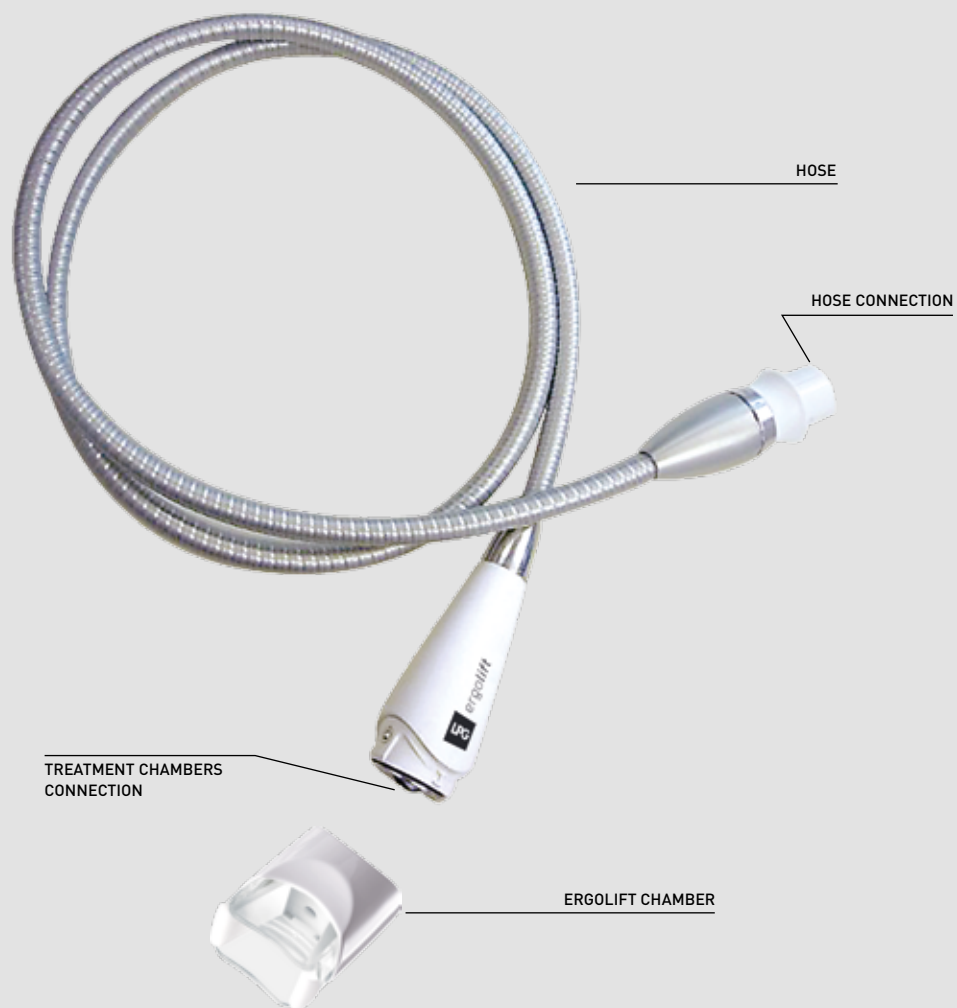
LPG Systems Customer Service:  
+33 (0)4 75 78 69 89

→ MAINTENANCE LOG SHEET


- Replacing flaps: once the flaps no longer treat the skin properly, they must be replaced. They should be replaced after every 20 hours.
- A personal Endermolift Kit for use by the client is available for sale.

DATE	NO. OF HOURS	OPERATIONS PERFORMED

## → ERGOLIFT HEAD DESCRIPTION



## → ERGOLIFT CHAMBER




Lift 20  
chamber  
with removable  
**Lift 20 flaps**



Lift 10  
chamber  
with removable  
**Lift 10 flaps**

Only the Lift 20 and Lift 10 chambers can be connected to the Ergolift head. They can be connected and disconnected by a simple push-pull action.

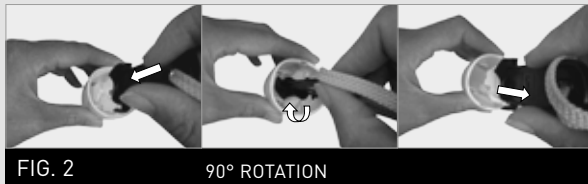


## → CLEANING THE ERGOLIFT HEAD AND ERGOLIFT CHAMBERS

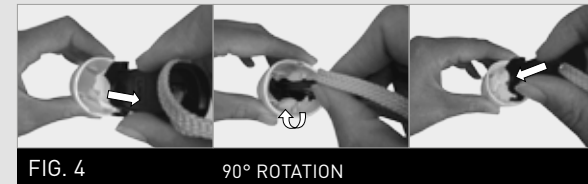

For reasons of hygiene, the treatment heads should be cleaned after each use, using antiseptic wipes impregnated with a bactericidal and fungicidal solution. Special attention must be given to the cleanliness of the parts that are in contact with the client.

Before each use, clean the flaps and Ergolift chamber:

1. Disconnect the chamber from the Ergolift treatment head. (fig. 1)
2. Remove the flaps thanks to the dedicated tool. (fig.2)
3. Thoroughly clean the Ergolift chamber, the flaps and the tool for at least one minute with the wipes described here below. (fig.3)
4. Put the flaps back in the Ergolift chamber by following the same steps in the reverse order (fig.4)



## → CLEANING THE ERGOLIFT HEAD AND ERGOLIFT CHAMBERS (CONT'D)



### ➤ ATTENTION

The use of aggressive products, such as acetone, trichloroethylene, or alcohol, and abrasive sponges, ultrasound or UV lamps is strictly prohibited. All cleaned and/or disinfected heads should be placed in the storage drawer to avoid any confusion.

## → WHAT IF I'VE PROBLEM?

**If your unit is not working properly, proceed with the following checks before calling Customer Service:**

- Is the unit properly connected to a mains plug?
- Is the mains plug live?
- Is the ON switch lit up?
- Are the filter cartridges clean and correctly placed?
- Is the hose properly connected?
- Is the hose clogged?
- Are the care chamber and flaps properly connected?

Once these checks have been carried out and if the malfunction persists, please contact LPG Systems Customer Service or the nearest authorized dealer, indicating the model of your unit and its serial number.

**LPG Systems Customer Service:**  
+33 (0)4 75 78 69 89


## → TECHNICAL SPECIFICATIONS

Dimensions; length x width x height: .....65 x 26 x31 cm  
 Net weight: ..... 10,5 kg  
 Maximum set depression: .....35 kPa (350 mbar)  
 Cooling: .....by mechanical ventilation incorporated into the pump  
 Protection index: ..... IP20  
 Electrical protection class: ..... 1  
 Operating temperature: ..... +10°C to +30°C  
 Storage temperature: ..... -20°C to +70°C  
 Electrical features: ..... 100-240V / 50-60Hz / 80 VA

**Operating environment:**

Ambient temperature:..... 10 to 30° C for normal operation.  
 Ambient relative humidity: ..... 30 to 75% without condensation.  
 Atmospheric pressure: ..... no significant influence for operation.  
 Max altitude: ..... 2,500 m

Unit fitted with patented treatment heads.  
 Device designed for uninterrupted use.

**The Mobilift M6 Beauty is labeled  in accordance with legislation and standards set forth in directives EMC 2004/108/EC and low voltage 2006/95/EC.**

## → GENERAL WARRANTY CONDITIONS

You have recently acquired an appliance distributed by LPG Systems or an LPG Systems approved distributor. It is the purchaser/user's responsibility to find out from the local authorities the conditions and professional qualifications that should be met before using the appliance.

The purchase of this equipment implies the legal acceptance by the purchaser/professional user of these general warranty conditions. If the appliance was sold to you by an approved LPG Systems distributor, the purchaser/user should refer to the supplier's warranty conditions. These may in no way increase the undertakings made in these present warranty conditions. The warranty can only be implemented and is only valid if the warranty slip has been duly filled out and returned to LPG Systems within two weeks of delivery, irrespective of the country. Warranty slips that are only partially completed will be rejected.

The appliance is guaranteed against manufacturing flaws and defects in the raw materials. The warranty extends for the shorter of the following two periods: one (1) year OR two thousand (2000) hours of use from the invoice date. During this period, LPG Systems undertakes to exchange or repair free of charge, as quickly as possible, any part that LPG Systems acknowledges as defective,

however LPG Systems does not undertake to replace the entire appliance. Travelling and living expenses for our technicians and transportation costs of the appliance or parts to and from the after-sales service workshop are not covered by this warranty.

Replacements and repairs performed within this warranty, with or without immobilization of the equipment, shall not have the effect of extending the warranty period. Replaced parts become the property of LPG Systems or the approved distributor. No compensation shall be paid for loss of use. The purchaser/user is required to allow LPG Systems the necessary time and means to carry out all repairs and deliveries of replacement spare parts. Failure to comply will absolve us from our obligations under the warranty.

The only courts of competent jurisdiction are those within the legal district of LPG Systems' head office regardless of any jurisdiction clauses in any other document.

## → GENERAL WARRANTY CONDITIONS (CONT'D)

### Warranty exclusions:

- Damage occurring during transportation. Transportation of this equipment and/or spare parts is at the recipient's own risk. Before taking delivery, it is the recipient's responsibility to verify the state of the goods and to make a claim against the transport company in the manner usual in the delivery country.
- Non-observance of the installation and operating instructions, failure to carry out maintenance and/or negligence in maintaining the appliance and/or its filter cartridges, connection to a faulty electric supply or a non-earthed electric supply or a power supply whose voltage is different to the one indicated on the appliance.
- If an appliance is sold before the end of the warranty period, the warranty is transferred to the purchaser for the remaining warranty period, on the condition that:
  - i) the original invoice is provided.
  - ii) that the initial vendor is informed of the sale.
- Modification, mounting of accessories or dismantling of the equipment.
- Any operation and/or intervention not specified in the LPG Systems Operating Instructions and performed on the equipment by the purchaser/user and/or any party not approved by LPG Systems.
- Use of consumables, spare parts, inappropriate components or parts not supplied by LPG Systems.
- Blockage of the appliance through aspiration of a foreign body.
- Normal wear and tear of any of the equipment's parts.
- Falls, impacts, lightning, fire, force majeure, water damage and natural disasters.

## → LIMITATION AND EXONERATION OF LIABILITY

Non-compliance with the general guarantee conditions during the term of the warranty and following expiry of the latter, may lead to LPG Systems being exonerated of any liability in the event of damage attributed to the products supplied.

LPG Systems will not be held liable in respect of equipment/material losses or physical accidents (i), following installation that does not comply with the statutory or regulatory provisions of the country where the unit is to be used or (ii) which could jeopardize a MOBILIFT M6 *Beauty* unit, which was the subject of intervention work not scheduled in the LPG Systems operator's manual and/or carried out by the operator or a third party not authorized by LPG Systems.

LPG Systems will be absolved of its liability in the event of use exceeding the level of professional competence/qualification of the operator or resulting from the incorrect use of the unit.

## → WARRANTY ACTIVATION

You can activate your warranty online by connecting to our warranty webpage:

<http://warranty.lpgsystems.com>

## → OR FILL IN THE FORM AND RETURN TO LPG SYSTEMS



Name\*: .....

Address\*: .....

Country\*: .....

Tel\*: .....

Email: .....

Type of business: .....

Profession: .....

Type of unit: **MOBILIFT M6 Beauty**

Serial number\*: .....

Date: .....

The personal data collected in this form are sent to LPG Systems, which is responsible for processing it in order to manage customers relations, including after-sales service and warranties. Information with an asterisk must be provided in order for this form to be processed. According to modified French law 78-17 from January 6, 1978 relating to computers, digital files, and freedoms, also known as the "Informatique et Libertés" law, you have a right of access, rectify, and remove personal data about you by contacting LPG Systems in writing at the following address: LPG SYSTEMS - 30, rue Dr Abel - Technoparc de la Plaine - CS 90035 - 26902 VALENCE (FRANCE).

### ATTENTION

To validate the warranty, detach this slip and return to the address below within 15 days following delivery of the unit:

**LPG SYSTEMS SA - 30, rue du Dr Abel  
Technoparc de la Plaine - CS 90035 - 26902 VALENCE Cedex 9 - France**



**HEADQUARTERS: LPG SYSTEMS SAS**

TECHNOPARC DE LA PLAINE

30, RUE DU DR. ABEL - CS 90035 - 26902 VALENCE CEDEX 09 - FRANCE

TEL.: +33 (0)4 75 78 69 00 - FAX: +33 (0)4 75 42 80 85

**INTERNATIONAL/MARKETING**

ECOLUCIOLES - BAT A

955 RTE DES LUCIOLES - BP 243 - 06905 SOPHIA-ANTIPOLIS - FRANCE

TEL.: +33 (0)4 92 38 39 00 - FAX: +33 (0)4 92 96 09 65

